

ALPINE

Domestic Style Laundry Dispenser

Profitably Automates Domestic Style Laundry Dosing

Alpine is an incredibly cost-effective method to automate domestic style laundry dosing. Its low acquisition cost and fast, easy installation create new chemical sales opportunities. Alpine's application flexibility lets you tailor the installation to your customer's requirements, providing you with a sales advantage.

A single Alpine fits manual triggering, remote triggering and automatic triggering applications, cutting inventory requirements. Alpine stores eight formulas and accepts a third pump, increasing chemical sales opportunities at each washer. The low-product alarm eliminates lost chemical sales due to empty chemical drums.

Small accounts need small service requirements. Simple operation and legendary Beta Technology reliability minimize service calls. Safety pays! SnapHead™ pump cartridges simplify tube maintenance, preventing chemical burns.

Alpine is for domestic style topload and frontload washers requiring two or three chemicals. For single-chemical applications we recommend the Tahoe Remote. For larger washers, we recommend the L5000Plus.



Pays for Itself

- Affordable domestic style laundry dosing
- Creates new business opportunities
- Minimal inventory requirements
- Low maintenance
- Quick, easy installation



SPECIFICATIONS

SIZE

THREE-PRODUCT ENCLOSURE

Height: 5.75 in / 14.61 cm
Width: 15.25 in / 38.74 cm
Depth: 5.5 in / 13.97 cm

TWO-PRODUCT ENCLOSURE

Height: 5.75 in / 14.61 cm
Width: 11.50 in / 29.21 cm
Depth: 5.5 in / 13.97 cm

WEIGHT

4.38 lbs (2 kg) for 3-pump system.

CABINET MATERIAL

ABS – flame retardant
IP54 water-resistant

MOUNTING

Wall mounted with stainless steel bracket or mounting tabs.

OPERATING CONDITIONS

AMBIENT OPERATING TEMPERATURE

36 - 104° Fahrenheit (2 - 40° Celsius)

ELECTRICAL POWER CONFIGURATIONS

100-240VAC, 50-60 Hz

FUSE

Alpine has no user-serviceable fuse. Protection is provided by the power supply

COMPONENTS

PUMPS

Peristaltic, dual roller, self-priming and self-checking.

TUBE

Flex, 8 oz, 230 ml per minute

TRIGGERS

Two optically coupled (24-240 VAC)
One dry contact

CURRENT

0.42 amp max (at 240 VAC)

SONIC LOW LEVEL ALARM

Emits 80db at 4 feet (1.22 meters)

HYDRAULIC PERFORMANCE

Maximum Vacuum 8 in (200 mm) of mercury
Maximum Pressure 1.4 bar (20 psi)

APPROVALS

CE approved, CSA


HOW TO ORDER

Code #	Description
1201039	2 pumps, high-flow flex pump tubes w/3/8" (10 mm) barb fittings
1201038	3 pumps, high-flow flex pump tubes w/3/8" (10 mm) barb fittings

Alpine comes without an installation kit.

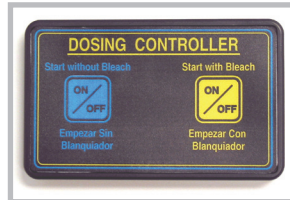
ACCESSORIES

Code #	Description
4570676	Remote switch box without lockout, L-2200/Mesa/Alpine
1201180	Low level drum and alarm lance requires 1 x 1201005 connector (not included), for 5 gal pail
041754	Power supply
E413004	Power cord strain relief



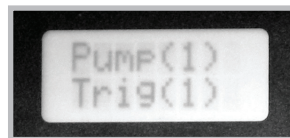
LOCAL TRIGGERING- NO WIRING TO WASHER REQUIRED

Eight formulas are selectable from the front panel. At the start of each cycle, the operator selects the desired formula number and presses the enter key. Pumps can be delayed up to 16 minutes from cycle start. Lockout can be configured to prevent accidental double dosing.




REMOTE TRIGGERING - NO WIRING TO WASHER REQUIRED

Two formulas (with bleach and without bleach) are selectable on the remote controller that can be mounted on or near the washer. One touch selects the formula and starts the dose. Pumps can be delayed up to 16 minutes from cycle start. Lockout can be configured to prevent accidental double dosing.



AUTOMATIC TRIGGERING

Washers equipped with chemical signals can automatically trigger dosing. Alpine accepts two voltage triggers and one dry-contact trigger. Any pump can be assigned to any trigger. Pumps can run in Relay Mode (pump runs when trigger is on, stops when trigger is off) or Formula Mode (pump runs for configured time when triggered). Eight formulas are available in addition to delay times and lockout (to ignore repeat triggers during the cycle).



LOW-LEVEL ALARM PROBE

Ensure wash quality and chemical sales with the optional alarm probe.